



Where Quality Counts

# Price List




## 2018

SLIDING DOOR GEAR  
FLOOD PROTECTION  
ROLLER GARAGE DOORS  
ROLLER SHUTTERS

**T: 01792 583555**

**E: [sales@kingslidingdoorgear.com](mailto:sales@kingslidingdoorgear.com)**

**[www.kingslidingdoorgear.com](http://www.kingslidingdoorgear.com)**



*As ours is a policy of progressive design, we reserve the right to change specifications and prices without notice*

*All prices are subject to carriage & VAT*

**SLIDING DOOR GEAR**

**Using This Price List**

The price list is sectioned for easy reference of the gear items required for each type of door gear system. To avoid excessive repetition of components common to several door systems each section refers back to duplicated items.

Wherever possible the listings follow the format of the appropriate catalogue. A catalogue page number is also listed against each item where full information on the item can be found.

To assist with order accuracy always quote the item number and description.

**Contents**

**STRAIGHT SLIDING DOOR GEAR**

Section 1	Straight sliding door gear (track, track brackets, hangers, guides, channel and furniture)	Pages 1- 3
Section 2	Eurogear compact high performance straight sliding door gear	Page 6

**SLIDING FOLDING AND SLIDE ASIDE DOOR AND PARTITION GEAR**

Section 3	Fittings	Page 5
-----------	----------	--------

**ROLLAWAY BOTTOM RUNNING STRAIGHT SLIDING DOOR GEAR**


Section 4	Guide brackets, guide channel, guides, trolley track and furniture	Page 4
-----------	--	--------

















**SLIDING FOLDING AND SLIDE ASIDE DOOR AND PARTITION GEAR**

Section 5	Hangers and bracket adaptor plates	Pages 7-8
-----------	------------------------------------	-----------







Roller Shutters	Page 9
Roller Garage Doors	Page 10
Flood Protection	Page 11

**STRAIGHT SLIDING DOOR GEAR** (see Selection and Specifier Guide for full details)









TRACKS	ITEM SIZE	SIZE 0	SIZE 1	SIZE 2	SIZE 3	SIZE 4	CAT PAGE
	2 mtr	31.08	45.19	59.21	109.91	150.36	6
	2.5 mtr	38.86	56.54	74.05	137.46	187.90	6
	3 mtr	46.66	67.85	88.86	165.00	225.53	6
	4 mtr	62.18	90.47	118.48	219.91	300.71	6
	5 mtr	77.76	113.09	147.22	274.88	375.86	6
	6 mtr	92.90	135.73	177.71	330.00	451.06	6

BRACKETS		ITEM CODE	SIZE 0	ITEM CODE	SIZE 1	ITEM CODE	SIZE 2	ITEM CODE	SIZE 3	ITEM CODE	SIZE 4	CAT PAGE
Open sidewall		716/0	8.00	716/1	12.00	716/2	19.80	716/3	33.82	716/4	45.82	7
Closed sidewall		717/0	10.78	717/1	13.90	717/2	19.90	717/3	37.14	717/4	56.76	7
Double open sidewall		735/0	21.71	735/1	40.10	735/2	43.61	735/3	92.00	735/4	95.00	7
Double closed sidewall		736/0	26.94	736/1	55.90	736/2	56.68	736/3	74.34	736/4	85.02	7
Open parallel ear				737/1	19.04	737/2	37.02	737/3	40.46	737/4	47.32	7
Closed parallel ear				738/1	21.83	738/2	47.62	738/3	43.56	738/4	56.38	7
Open parallel ear steel				737S/1	12.68	737S/2	13.24					8
Closed parallel ear				738S/1	18.52	738S/2	24.36					8
Open fascia bracket				739/1	36.60	739/2	37.14	739/3	41.38			8
Closed fascia bracket				740/1	37.54	740/2	38.45	740/3	44.28			8
Open side ear bracket		741/0	11.75									7
Closed side ear bracket		742/0	13.34									7
Open side ear				741/1	19.35	741/2	32.00	741/3	39.60	741/4	43.27	8
Closed side ear				742/1	24.90	742/2	31.90	742/3	41.17	742/4	65.27	8
Open parallel ear				743/1	16.13	743/2	41.14	743/3	45.61			8
Closed parallel ear				744/1	19.68	744/2	44.80	744/3	53.27			8

Specify L/H or R/H when ordering closed sidewall brackets

BRACKETS		ITEM CODE	SIZE 0	ITEM CODE	SIZE 1	ITEM CODE	SIZE 2	ITEM CODE	SIZE 3	ITEM CODE	SIZE 4	CAT PAGE
Open double side ear				748/1	24.18	748/2	56.64					8
Closed double side ear				749/1	28.91	749/2	59.82					8
Open triple sidewall				754/1	67.19	754/2	72.42					8
Closed triple sidewall				755/1	73.34	755/2	77.69					8
Open double sidewall				756/1	47.62	756/2	47.90					7
Closed double sidewall				757/1	67.90	757/2	71.90					7

EXTRAS: For jointing brackets add £2.42 per single, £4.20 per double, £5.96 per triple. Clip end size 0 bracket £2.38 each.











HANGERS		ITEM CODE	SIZE 0	ITEM CODE	SIZE 1	ITEM CODE	SIZE 2	ITEM CODE	SIZE 3	ITEM CODE	SIZE 4	CAT PAGE
709B hanger double		Nylon	709B/0	41.76	709B/1	62.67	709B/2	70.02	709B/3			9
		Steel			709BS/1	46.55	709BS/2	64.90	709BS/3	86.62		
709S hanger low headroom		Nylon	709S/0	24.00	709S/1	56.00	709S/2	67.90				9
		Steel			709SS/1	39.88	709SS/2	67.90	709SS/3	80.92		
708S hanger		Nylon			708S/1	34.34	708S/2	52.67	708S/3			9
		Steel			708SS/1	42.00	708SS/2	60.98	708SS/3	70.94	708S/4	103.02
708S 4.5 hanger 4.50 pendant		Nylon			708S4/1	35.80	708S4/2	54.14				9
		Steel			708S4S/1	44.08	708S4S/2	62.46				9
708S7 hanger 70		Nylon			708S7/1	37.27	708S7/2	55.42	708S7/3			9
		Steel			708S7S/1	45.49	708S7S/2	63.73	708S7S/3	73.73		
708B hanger double plate		Nylon			708B/1	38.34	708B/2	55.22	708B/3			9
		Steel			708BS/1	46.30	708BS/2	63.54	708BS/3	70.94	708B/4	109.96
708D hanger		Nylon			708D/1	38.38	708D/2	55.22	708D/3			9
		Steel			708DS/1	46.69	708DS/2	63.54	708DS/3	74.76		
708E hanger		Nylon			708E/1	37.42	708E/2	55.22	708E/3			9
		Steel			708ES/1	45.73	708ES/2	63.54	708ES/3	75.24	708E/4	115.50


For Overhead Runway and Curtain hangars see page 10.






GUIDES	ITEM CODE	EACH	CAT PAGE
6G guide 	6G	14.45	10
6H guide 	6H	25.40	10
7G guide 	7G	23.26	10
7H guide 	7H	31.21	10
8G guide 	8G	32.66	10
9G guide 	9G	10.84	10
11G guide 	11G	15.22	10
11GB guide brass roller 	11GB	18.48	10
13G guide 	13G	14.45	10
13GB guide brass roller 	13GB	18.65	10
13H guide 	13H	15.98	11

Standard lengths as tracks





Specify 2", 2.25" or 2.5" width



GUIDES	ITEM CODE	EACH	CAT PAGE
19G guide 	19G	15.40	11
15G guide 	15G	16.81	11
22G guide 	22G	9.88	11
22GB guide brass 	22GB	10.25	11
23G guide 	23G	11.54	11
23GB guide brass 	23GB	14.88	11
23H guide 	23H	25.01	11
23H guide extended 	23HE	29.38	11
24G guide 	24G	16.04	11
24GB guide 	24GB	19.00	11

CHANNEL	SIZE	6A	6A drilled	8	8 lugged	10	10 lugged	12	12 lugged	14	14 lugged	CAT PAGE
	2 mtr	38.04	39.94	36.26	37.82	38.04	40.94	51.07	53.62	72.77	75.65	12
	2.5 mtr	47.55	49.92	45.34	28.37	28.53	51.18	63.84	67.02	90.96	94.56	12
	3 mtr	57.06	59.90	54.40	56.74	57.06	61.42	76.61	80.42	109.15	113.47	12
	4 mtr	76.08	79.87	72.53	75.65	76.08	81.89	102.14	107.23	145.54	151.30	12
	5 mtr	95.10	99.84	90.66	94.56	95.10	102.36	127.68	134.04	181.92	189.12	12
	6 mtr	114.12	119.81	108.79	113.47	114.12	122.83	153.22	160.85	218.30	226.94	12







FURNITURE	ITEM CODE	EACH	CAT PAGE
Bow handle 	4521	10.50	13
Heavy duty bow 	D111	24.88	13
Flush handle 	770	18.96	13
Wall fixing door stop 	WS1	17.72	13
Floor stop single doors 	FS1	31.21	13

Suitable for all track sizes

FURNITURE	ITEM CODE	EACH	CAT PAGE
Centre stop 	773	16.13	13
Drop bolt 18" 	8051	39.90	13
Cranked locking bar 	919	44.72	13
Hasp and staple 	215	65.90	13
Locking bar 	1515	34.75	13

GUIDES	ITEM CODE	EACH	CAT PAGE
<b>D119</b> heavy duty guide for 28 channel 	D119	21.05	14
TROLLEYS	ITEM CODE	EACH	CAT PAGE
<b>44</b> trolley for timber or steel doors 	44	280.00	10

## OVERHEAD RUNWAYS AND CURTAINS (see Selection and Specifier Guide for full details)




HANGERS	ITEM CODE	SIZE 0	ITEM CODE	SIZE 1	ITEM CODE	SIZE 2	ITEM CODE	SIZE 3	ITEM CODE	SIZE 4	CAT PAGE
<b>50</b> two wheel curtain 	50	15.28									2
<b>55</b> two wheel curtain trolley 	55	21.44									2
<b>TTR 60</b> Two wheel hanger 			TTR 60	23.16							2
<b>TTR 708</b> Hanger 4 wheel 			TTR 708/1	38.05	TTR 708/2	52.76					2
<b>TTR 708</b> Hanger 4 wheel Steel 			TTR 708/1	46.37	TTR 708/2	61.08					2
<b>TTR 708H</b> Hanger 8 wheel 			TTR 708H/1	53.10	TTR 708H	70.70					2

\*FOR HANGERS - 2" 'S' HOOK - £1.25 EACH, 3" 'S' HOOK £1.78 EACH.

# STRAIGHT SLIDING DOOR GEAR (see Selection and Specifier Guide for full details, page 14 & 15)

TRACK SIZE	Capacity 200kg (450lb) For doors up to 3300mm (11'0")		Capacity 400kg (900lb) For doors up to 4200mm (14'0")		Capacity 600kg (1400lb) For doors up to 4800mm (16'0")	
	TRACK 200		TRACK 400		TRACK 600	
2 mtr	41.89		48.00		63.05	
2.5 mtr	52.37		60.00		78.82	
3 mtr	62.84		72.00		94.57	
4 mtr	83.80		96.00		126.10	
5 mtr	104.75		120.00		157.62	
6 mtr	125.70		144.00		189.14	

Prices are for each item or length as indicated










ITEM	TRACK 200		TRACK 400		TRACK 600	
		£		£		£
 <b>BRACKETS</b> Sidewall Double sidewall Soffit	1/200*	16.57	1/400*	20.51	1/600*	26.10
	5/200*	28.01	5/400*	49.63	5/600*	53.74
	2/200*	9.54	2/400*	26.02	2/600*	25.79
 <b>HANGERS</b> Timber Doors Steel Doors	200E	39.76	400E	56.23	600E	58.93
	200ES	36.44	400ES	37.94	600ES	43.99
 <b>GUIDES</b> Timber Doors Steel Doors	13G/200	14.45	13G/400	14.45	13G/600	14.45
	23G/200	11.54	23G/400	11.54	23G/600	11.54

\* End clips required to form closed brackets - £2.16 each.








## SLIDING FOLDING & SLIDE ASIDE DOOR AND PARTITION DOOR GEAR

(see Selection and Specifier Guide for full details)




Track, brackets and channel are as Straight Sliding door Gear - see previous section.





FITTINGS	ITEM CODE	SIZE 0	ITEM CODE	SIZE 1	ITEM CODE	SIZE 2	ITEM CODE	SIZE 3	ITEM CODE	SIZE 4	CAT PAGE
Hanger 	68F	26.50									17
Intermediate hinge 			725/1	34.27	725/2	34.27	725/3	39.74	725/4	39.74	
Service Door hinge 			725A/1	42.83	725A/2	42.83	725A/3	42.83	725A/4	42.83	
Jamb hinge 			729/1	20.41	729/2	20.41	729/3	41.93	729/4	41.93	
Intermediate hanger 			761/1	60.25	761/2	60.25	761/3	71.98	761/4	74.78	
Service door hanger 			761A/1	60.25	761A/2	60.25	761A/3	74.74	761A/4	78.47	
End hanger 			762/1	45.64	762/2	45.64	762/3	69.34	762/4	75.05	
Intermediate guide 			763/1	29.36	763/2	29.36	763/3	48.02	763/4	48.02	
Service door guide 			763A/1	38.71	763A/2	38.71	763A/3	47.88	763A/4	47.88	



FITTINGS	ITEM CODE	SIZE 0	ITEM CODE	SIZE 1	ITEM CODE	SIZE 2	ITEM CODE	SIZE 3	ITEM CODE	SIZE 4	CAT PAGE
End guide 			764/1	17.71	764/2	17.66	764/3	32.28	764/4	32.28	7/8/1
Heavy duty intermediate hanger 									D147/D761	63.98	8
Heavy duty intermediate hinge 									D152/D725	42.74	8
Heavy duty intermediate guide 									D148/D763	50.63	8
Heavy duty end hanger 									D149/D762	59.71	8
Heavy duty end guide 									D150/D764	36.62	8
Heavy duty jamb hinge 									D729/4	46.02	8

\*All hangers (pendant) have steel wheels as standard

FITTINGS	ITEM CODE	SIZE 1	CAT PAGE	SIZE 2	CAT PAGE
Track bend 2'0" 	1RAD 20	300.00	000	300.00	11
Track bend 2'6" 	1RAD 26	300.00	000	300.00	11
Roller guide bolt 	137A	26.68			11

FITTINGS	ITEM CODE	EACH	CAT PAGE
Size 10 Channel bend 2'0" 	10RAD 20	290.00	11
Size 10 Channel bend 2'6" 	10RAD 26	290.00	11
Size 12 Channel bend 2'0" 	12RAD 20	290.00	11
Size 12 Channel bend 2'6" 	12RAD 26	290.00	11

## COMMERCIAL & INDUSTRIAL ROLLER SHUTTERS

---



- Industrial Units
- Warehouse Doors
- Farm Buildings



## SECURITY SHUTTERS

---



- Homes
- Offices
- Schools & Surgeries

## ROLLER GARAGE DOORS

### A quality, high specification aluminium roller garage door.

- Clean contemporary design, in a range of colours
- Vertical travel allows total use of space in front of the garage
- The door rolls into a compact housing (300mm x 300mm) which barely intrudes into the garage headroom, allowing full use of the roof area for storage
- Where there is restricted headroom we offer a smaller specification door, a 205mm x 205mm box, 65mm rails and a 38mm extruded aluminium profile
- Convenient operation of the garage door by radio remote from your vehicle (optional)
- Excellent security - no external locks to be tampered with
- Insulated aluminium profiles reduce sound and heat passage
- Manufactured to internationally recognised standards



# Distributors of Lakeside Flood Solutions

[www.lakesidefloodsolutions.co.uk](http://www.lakesidefloodsolutions.co.uk)



“Lakeside’s enthusiasm was supported by comprehensive testing and product literature... we couldn’t find a comparable system that had been tested to the same conditions.”


**Giles Williams, Senior Quantity Surveyor, KIER Construction**



*Essex County Cricket Ground, on behalf of KIER Construction.*

Essex Cricket

## Some more of our clients



George Clooney, Aberlash House



“Based on comparison barrier systems... the main benefits of the Lakeside system include:

- Ease of installation and removal
- Small number of components
- The quality and aesthetics
- Technical support and advice given by Lakeside
- Cost comparison with other systems

**Terry Kirwan BSc.(Hons) M.I.E.I. Project Management Consultant for Selfridges Group**

*Brown Thomas Cork, Selfridges Group.*



“The installers are excellent ambassadors for your company - very polite and diligent. I preferred your barrier system over any other on the market.”

**Keith Monk, Retired Regional Engineer for Siemens**

*Residential Driveway, Cumbria.*

“I would like to thank you for your effort in getting the barriers fitted so quickly for us and also ask you to pass on our thanks to the fitters who were also excellent.”

**Steven Brookfield, Commercial Director, KIER Services**



*Residential Front Door (side posts powder coated white), Essex.*



T 01792 583555

F 01792 587046

E [sales@kingslidingdoorgear.com](mailto:sales@kingslidingdoorgear.com)

[www.kingslidingdoorgear.com](http://www.kingslidingdoorgear.com)

Bruce Road,

Fforestfach Ind. Est.

SWANSEA

SA5 4HS